




# Surface Mount Boxes

27193 Series - Gang Type



1-gang



2-gang

## Overview

EDWARDS 27193 Series Surface Mount Boxes are multi-gang utility boxes designed for surface mounting where a heavy-duty general purpose box is required. Devices can be mounted to pre-drilled and tapped (#6-32) holes in standard one-gang to five-gang mounting configurations.

The 27193 boxes are finished in a durable baking enamel and are available in two standard colors: white versions are available for easy custom finishing to match the decor on site.

They are constructed from heavy duty 16 gauge cold rolled steel (CRS) for maximum durability. The 27193 boxes are easily surface mounted with screws using the mounting holes provided in the back of the box. All boxes are provided with convenient combination 1/2 inch and 3/4 inch conduit knockouts on the top, bottom and rear side. Each box also includes a grounding provision.

## Standard Features

- One to five gang
- Fire red or bright white
- Durable baked finish
- Sturdy steel one-piece construction
- Grounding provision
- Combination 1/2 inch & 3/4 inch knockouts

## Application

These surface mount boxes are suited for a variety of uses including:

End-of-Line Resistors  
Manual Pull Stations  
CO<sub>2</sub> Discharge Stations  
Signature Series Modules  
Signature Series Modules

One-gang Fire Red  
Halon Discharge Stations  
Two-gang White  
One-gang White



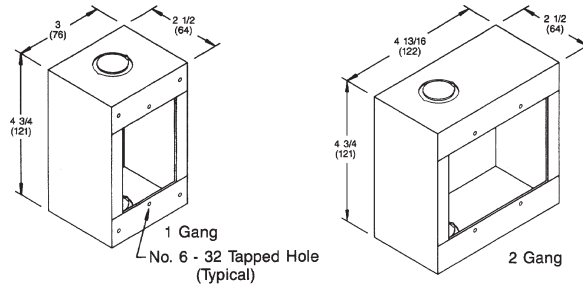
**Contact us**

Phone: 800-655-4497 (Option 4)  
 Email: [edwards.fire@kgsolutions.com](mailto:edwards.fire@kgsolutions.com)  
 Website: [edwardsfiresafety.com](http://edwardsfiresafety.com)

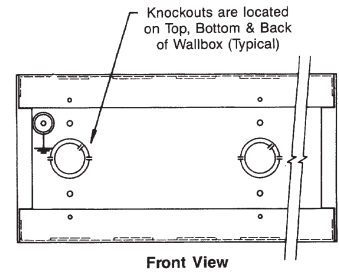
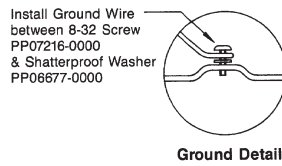
8985 Town Center Pkwy  
 Bradenton, FL 34202

©2025 Walter Kidde Portable Equipment, LLC.  
 All Rights Reserved.

## Dimensions



All dimensions are shown in inches and (millimetres)



## Ordering Information

Color/Finish	1-gang	2-gang
Fire Red	27193-11	27193-21
Bright White	27193-16	27193-26
27193-11-NY	Red single-gang surface box without bottom knockout, for New York City School Construction Authority	

Box Size	1-gang	2-gang
Ship Weight - lbs. (kg)	1 (0.4)	2 (0.8)